






Materials Testing Accessories Newsletter

In This Issue: Part 1 – Are you using your grips to improve your productivity and repeatability?

How Pneumatic Grips can Help Productivity and Repeatability

With the current economic conditions it is worth making small capital investments for long-term productivity savings. One way to make savings is to become more economical. To that extent, we have designed our pneumatic grips with productivity in mind.

	Productivity Gain	Repeatability Gain
Dual Acting and Self-Centring Jaw Face Actuators 	Good specimen alignment without having to adjust for specimen thickness	Each specimen is clamped the same way each time, potentially reducing test result scatter
Notch in Jaw Face Shield 	The notch allows for quick insertion and placement of wires without having to line up the sample	The notch allows for repeatable positioning of sample after sample providing a consistent test procedure
Specimen Alignment Tool 	The tool acts as a stop, and like the notch for wires, allows for quick sample insertion	The stop allows repeatable sample positioning that ensures axial alignment and reduces test data scatter from misalignment
Specimen Holder 	The sample is held from beginning to end of test making insertion and removal of sample straight forward, and allows for good alignment without any adjustment	Built-in specimen centering device provides repeatable specimen alignment and increased speed of operation
Quick Change Jaw Faces 	Jaw faces can be changed in seconds allowing for reduced set up and machine down time	Not Applicable

Contact Us

Tel (US):
+800 564 8378

Tel (Europe):
+44 1494 456815

[Online Request](#)

The "New for Old" Grip Offer - Save up to \$1200

[More Information](#)

Related Links

- Fourth Edition of the [Accessories Catalog for Materials Testing](#) is now available!



- Missed previous issues of the Accessories Newsletter? Catch up at the Instron [Library](#). Follow the link and select "Newsletter" as the Document Type.

- Visit our [Testing Solutions](#) to find technical tips relevant to your testing application.

Future Events

For a list of upcoming shows that Instron will be attending, please visit the [Events](#) page of our website.

In addition to those features above, pneumatic grips provide a simple, clean, and quiet gripping solution. Much quicker and more repeatable in their operation than screw action grips, pneumatic grips increase productivity. When using pneumatic grips specimens are gripped with a settable constant gripping pressure; this suits sample types. This constant pressure allows for consistent gripping under elongation, reducing the risk of slippage and inaccurate tests.

Our new pneumatic grips series have a number of new features to improve ease of use and reduce risk of harm to improve long term productivity.

[Click here](#) for further details of pneumatic grip features.

Click the image below to see more information on the Instron pneumatic grip family.



Tips for Reliable Gripping

- Regularly clean and lubricate moving parts with the correct grades of lubricant as advised by the manufacturer. This is especially important for wedge action grips, which rely on the smooth sliding of jaw faces along an inclined plane for their correct function.
- Periodically inspect the grip system for defects, such as cracks or leaks in hoses.
- Periodically verify that pressure gauges are accurate and registering air or oil pressure to the system.
- Replace jaw faces when the surfaces become worn, damaged or contaminated. Some jaw face surfaces, such as rubber-coated types, can degrade over time due to air or light exposure. This degradation can accelerate if the jaw faces are used under non-ambient conditions in an environmental chamber.
- Do not use more gripping force than necessary to provide reliable, slip-free gripping.
- Old grips don't necessarily work with new materials or specimens. You may find that special grips or different jaw face surfaces are required.

For more information on Accessories, visit us [on the web](#), submit an [online request](#), or call us at +800 564 8378 (US only) or +44 1494 456815 (Europe only)

Are you testing something a little different? Do you think more people should know about it? Would you like to submit an article for possible publication in the Instron accessories newsletter? If so, please [submit your story](#).

What do you think? Tell us!



Worldwide Headquarters
825 University Ave, Norwood, MA 02062-2643 USA
+800 564 8378

European Headquarters
Coronation Road, High Wycombe, Bucks HP12 3SY UK
+44 1494 456815

www.instron.com

To select other newsletters or to unsubscribe, please go to your [Subscriptions](#) page.